



Airport

How to find your way around!!





- 1. Changes from Last Year**
2. Holding Area (T3 Holding Lot)
3. To Terminal 1
4. To Terminal 3
5. Recirculation
6. Parking Garage



CHANGES from 2019.....

- Inner Curb Lane Access, new pickup posts
- No changes to Holding Area location
- No changes to Parking Garage instructions



1. Changes from Last Year
- 2. Holding Area (T3 Holding Lot)**
3. To Terminal 1
4. To Terminal 3
5. Recirculation
6. Parking Garage





Holding Area (T3 Holding Lot)

- When there are greeters at the airport, drivers will be instructed to go to the Holding Area (Terminal 3 Holding Lot)
- When the airport greeters locate your party, they will contact you on your cell phone.
- You will then proceed to location that the airport greeters specify (typical pickup locations shown in this presentation)

•Note: THIS IS NOT THE CELL PHONE LOT




**427 From the Tennis Centre –
to the Holding Area –
(T3 Holding Lot)**



**From Tennis Centre, 427 -
Holding Area for both Terminals
- T3 Holding Lot**





COACH &
PRE-ARRANGE
PARKING

Garage

Arrivals

Departures

U

20

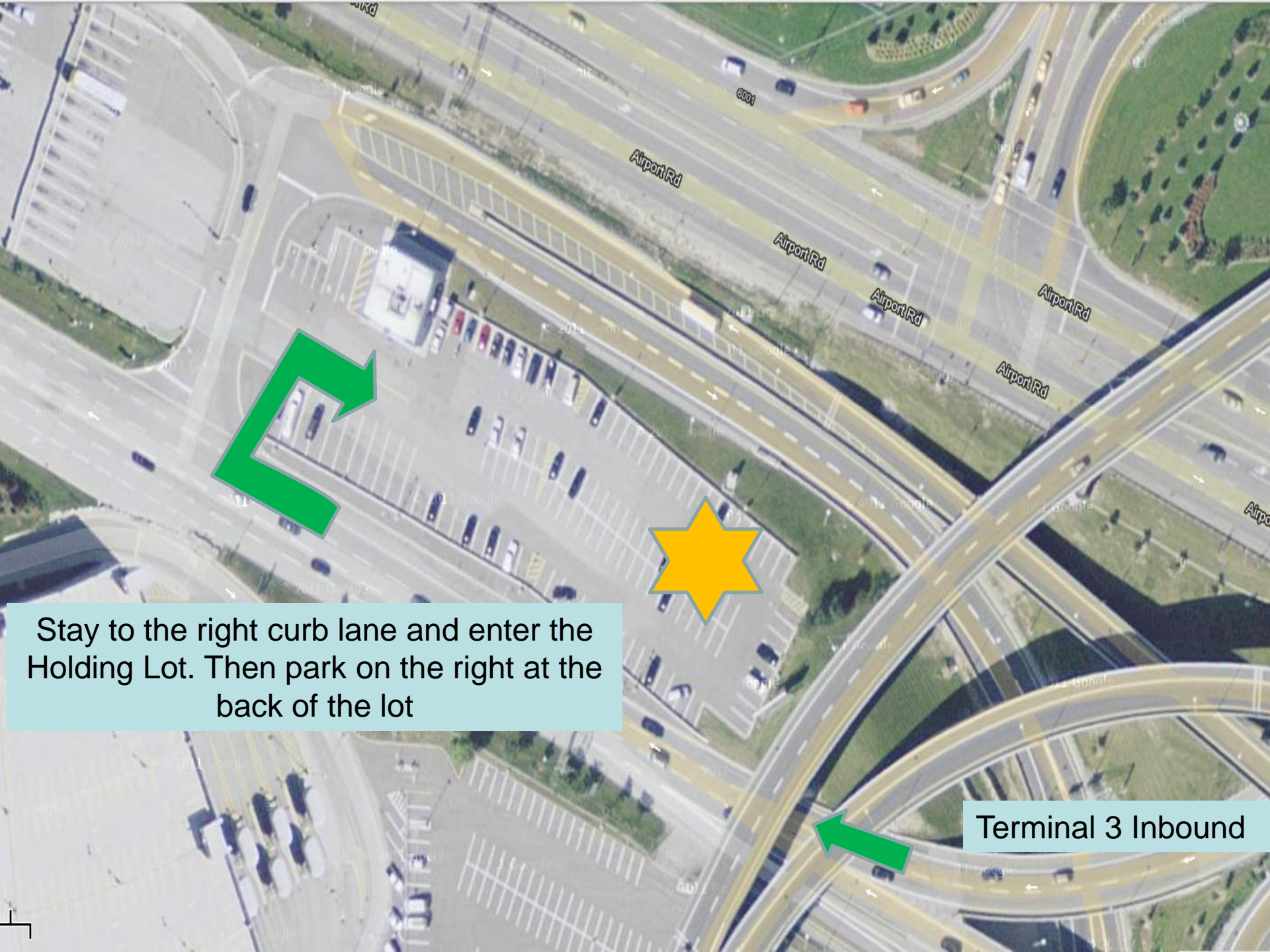
20

No entry sign

No parking sign

Right turn arrow





Stay to the right curb lane and enter the Holding Lot. Then park on the right at the back of the lot

Terminal 3 Inbound

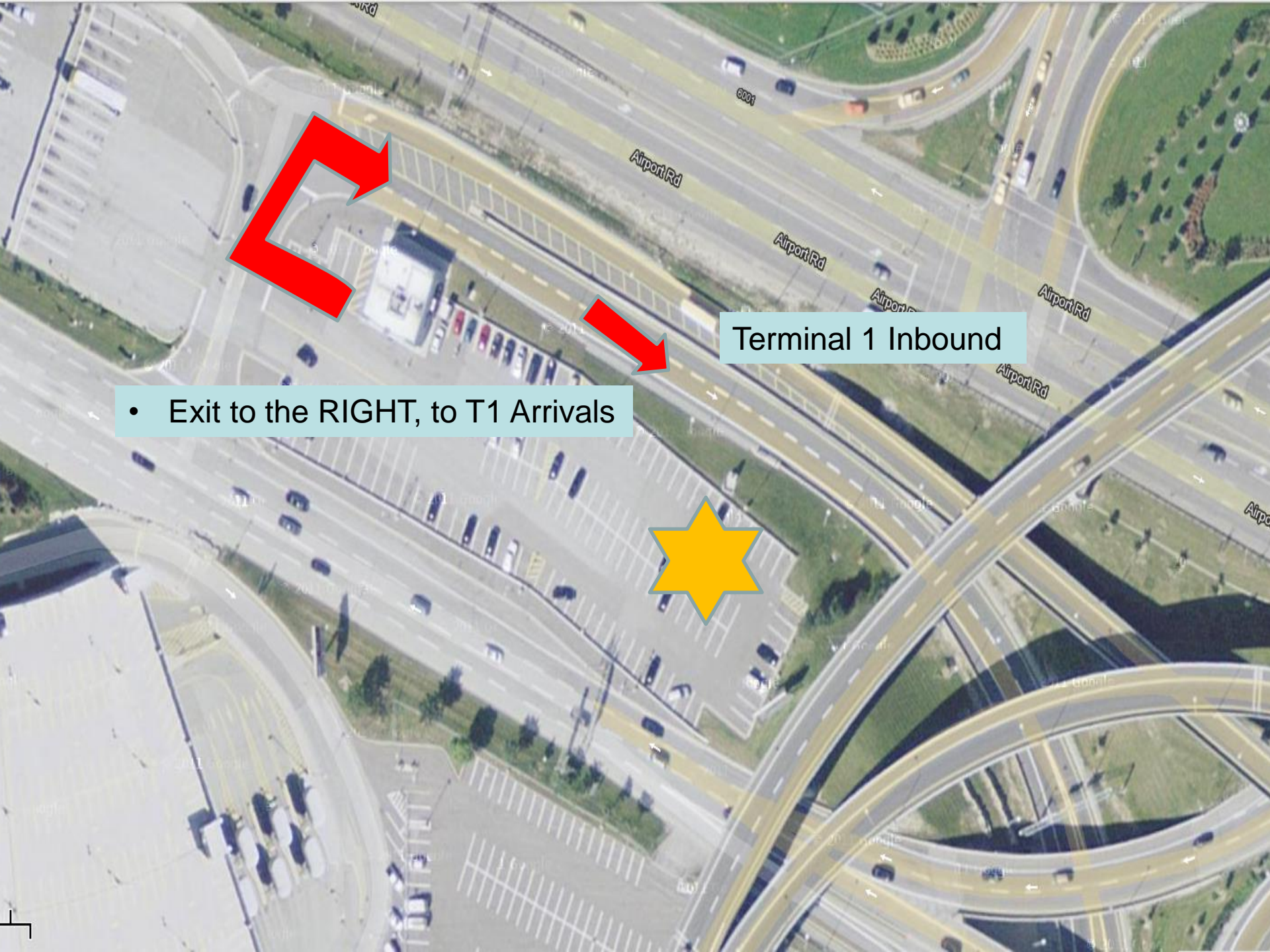


1. Changes from Last Year
2. Holding Area (T3 Holding Lot)
- 3. To Terminal 1**
4. To Terminal 3
5. Recirculation
6. Parking Garage

T1 – Air Canada & Star Alliance Partners, Emirates



- Exit to the RIGHT, to T1 Arrivals



Terminal 1 Inbound

- Exit to the RIGHT, to T1 Arrivals




**Terminal 1
Arrivals**



Terminal 1 – Arrivals Level (Inner Lane)



Stay to right for inner curb

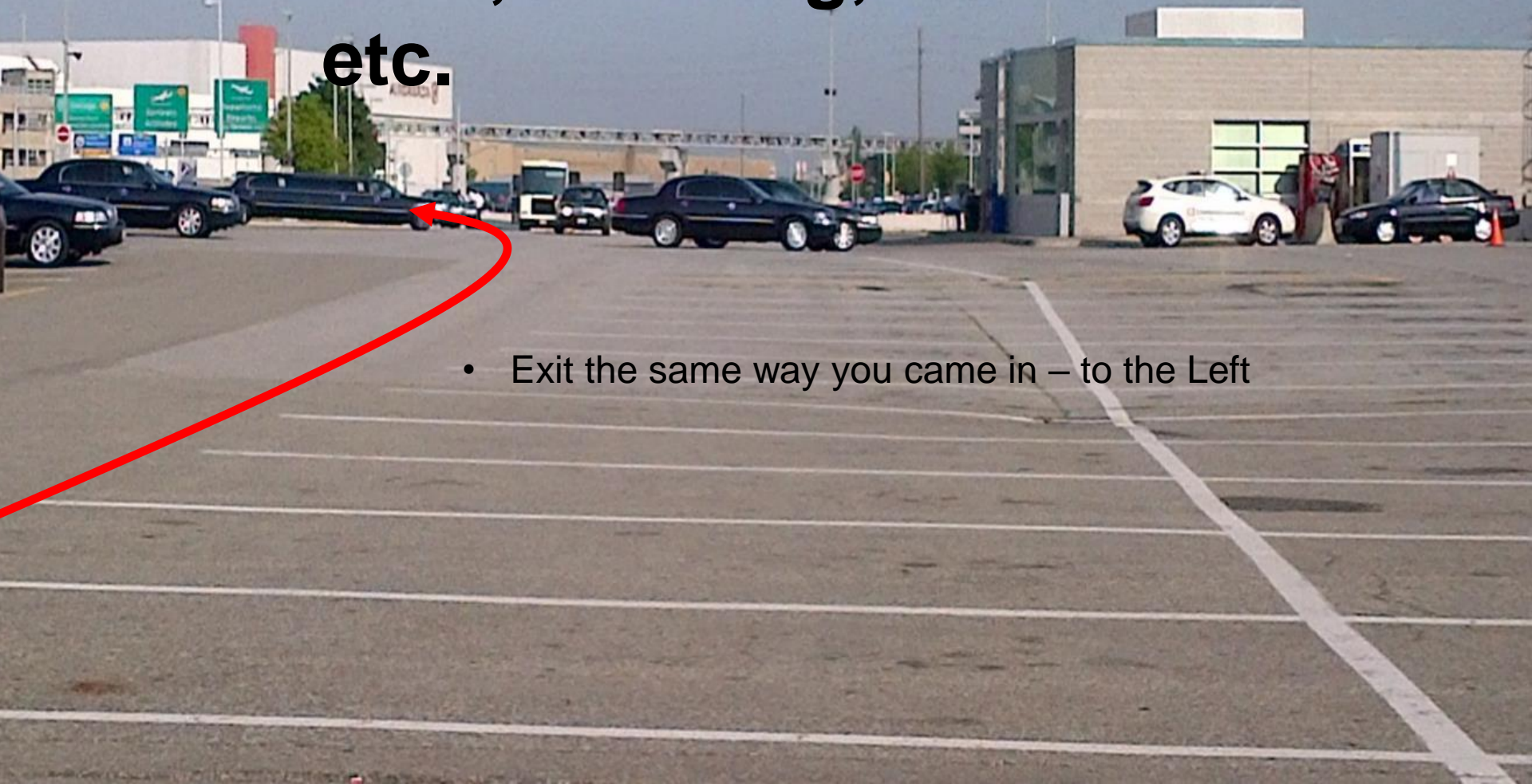


Pickups (outside Door A) – 1st and 2nd columns in front of Post A1

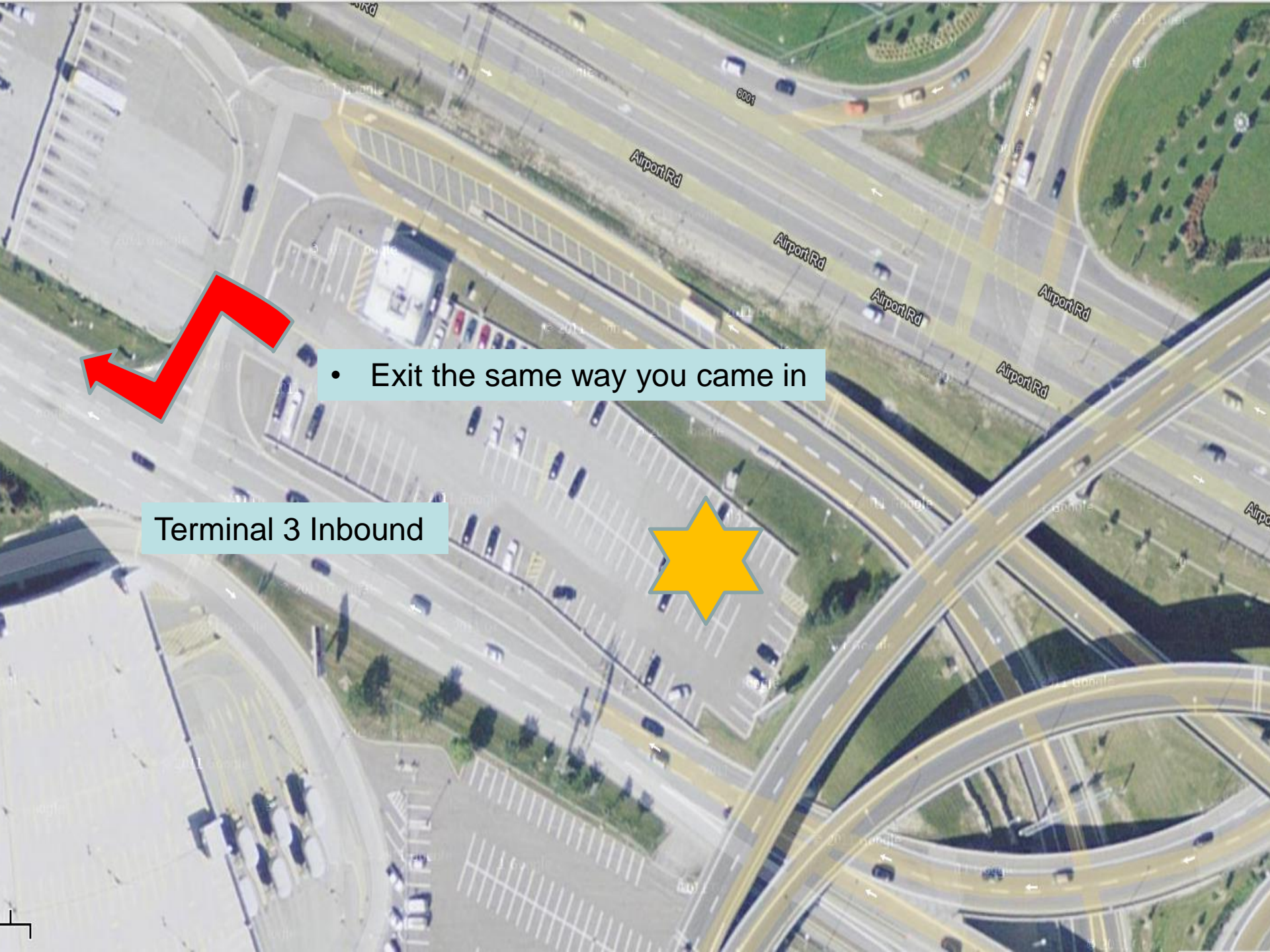


1. Changes from Last Year
2. Holding Area (T3 Holding Lot)
3. To Terminal 1
- 4. To Terminal 3**
5. Recirculation
6. Parking Garage

T3 – American Airlines, British Airways, Delta, Etihad, Air France, KLM, Sunwing, WestJet etc.



- Exit the same way you came in – to the Left



- Exit the same way you came in

Terminal 3 Inbound






Terminal 3 Aéroport

Garage
Rental Cars
Voitures De Location

Arrivals / Departures
Arrivées / Departs
Hôtel Sheraton Hotel

Arrivals
Arrivées

Continue to Arrivals level (middle lane) and stay to right for Inner Lurb Lane



Stay to the right – enter Inner Curb Lane

Terminal 3 – Arrivals level, Inner Lane



All PU's -
Post 7 (to 9)



1. Changes from Last Year
2. Holding Area (T3 Holding Lot)
3. To Terminal 1
4. To Terminal 3
- 5. Recirculation**
6. Parking Garage

**To Re-circulate to any Terminal – go to 409
Outbound**




**Look for T1/T3
Airport Road
Exit Sign and
stay left**





**Back to all
Terminals**







1. Changes from Last Year
2. Holding Area (T3 Holding Lot)
3. To Terminal 1
4. To Terminal 3
5. Recirculation
- 6. Parking Garage**



TERMINAL PARKING

- When there are no greeters at the airport, drivers will receive Parking Access Card from the Transportation Desk (must be signed out).
- T1 – Enter Parking Garage off Arrivals Level. Suggest using Express Park lanes. Tap Parking Card on entry parking gate Card Reader to enter. No ticket will be issued. Tap Parking Card on exit gate parking gate Card Reader to exit
- T3 – Tap Parking Card on entry parking gate Card Reader to enter. No ticket will be issued. Tap Parking Card on exit gate parking gate Card Reader to exit
- INSTRUCTIONS IN EACH VEHICLE FOR PASS USE
- MAKE NOTE OF WHERE YOU PARK (only you will know where you left the vehicle)

Leaving the Airport



**Back to the Tennis
Centre or Uptown
Hilton Via 407**

Downtown



Highlights

Airport Greeters

T3 Holding Lot

- Holding area for all cars

T1 Arrivals (Pick ups) (Airport Greeter will confirm Post)

- All pickups: Inner Curb Lane, 1 column in front of Post A1

T3 Arrivals (Pick ups) (Airport Greeter will confirm Post)

- All pick ups – Inner Curb Lane btwn 7 & 9

No Airport Greeters

T1 & T3 Parking Garage

- Picking up guests from T1 & T3
- Use parking access cards



Questions?